

BIGHORN

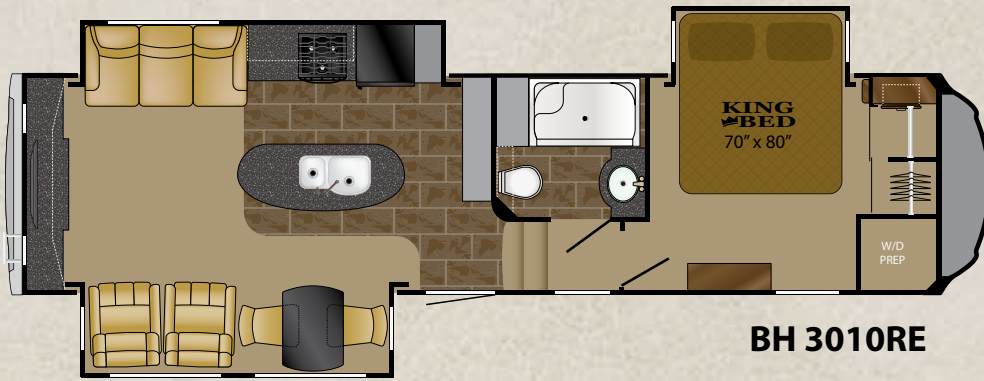
BY HEARTLAND



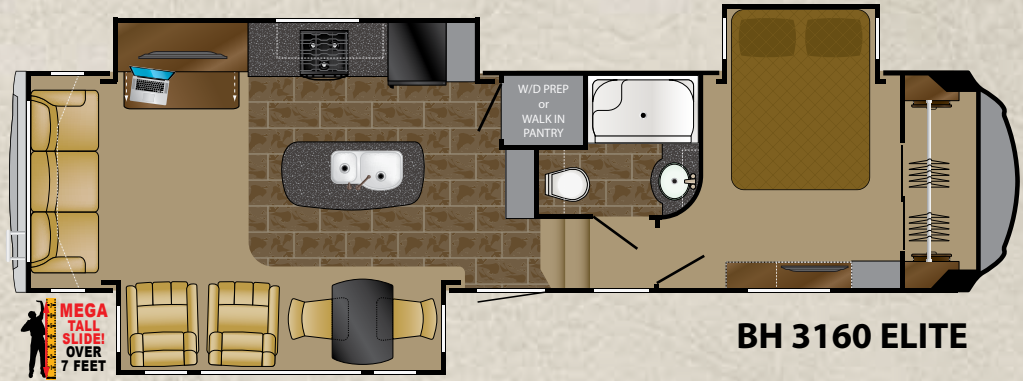
TRIED AND TRUE...

Visit HEARTLAND on:

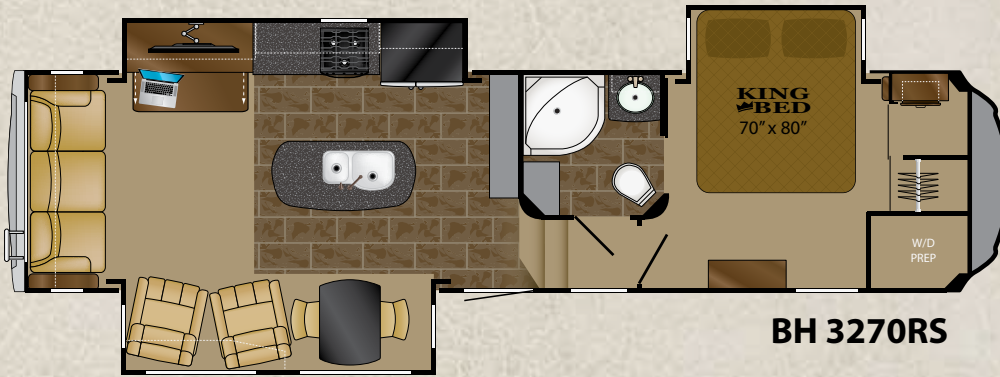




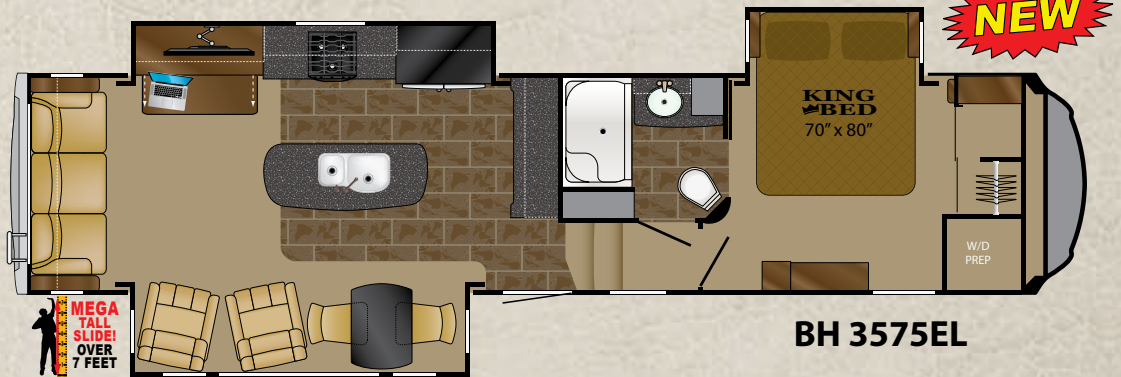
BH 3010RE



BH 3160 ELITE

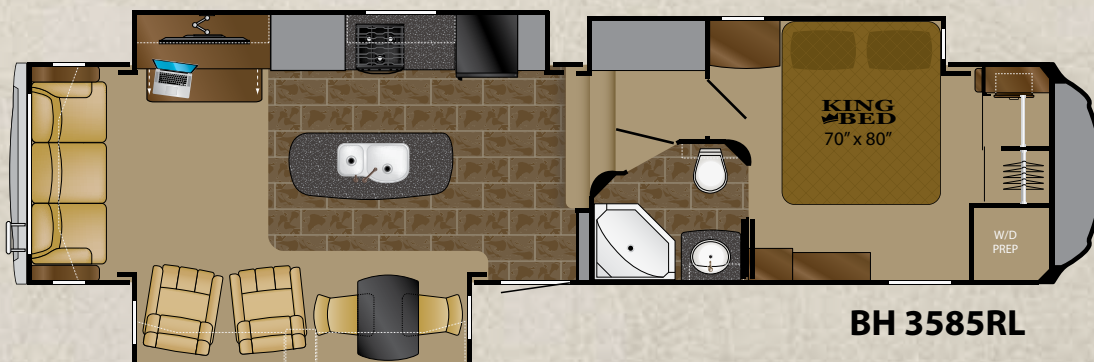


BH 3270RS



BH 3575EL

NEW



BH 3585RL



Model 3970 RD



Model 3760 EL



Model 3760 EL



Model 3760 EL



Model 3575 EL



Bighorn has a reputation for having RV designs that inspire, construction that endures and value that is always affordable. Heartland leads the way with innovations. Bighorn by Heartland introduced the industry to innovations such as the Universal Docking Center, 88 Degree Turning Radius front cap designs, Laminated World including laminated roofs, floors and sidewalls,

drop frame Texas Size basement storage and hydraulic landing gear. Bighorn combines all of these industry firsts with the most luxurious interiors producing one of the most sought after luxury fifth wheels available today.

Bighorn leads the way in innovation and value for the full time RVer by really listening to the needs of hard working people like yourself.



 *relax*[™]
sleep systems

Model 3970 RD



**KING
BED**

Model 3970 RD



Model 3970 RD





Model 3575 EL



Cambridge Decor



Buckskin Decor



Amarillo Decor




Model 3575 EL



“SIMPLICITY IS
THE ULTIMATE FORM
OF SOPHISTICATION”

LEONARDO DA VINCI



THE #1 SELLING HEARTLAND FIDELITY

BIG H

24 HOURS A DAY

7 DAYS A WEEK



WEEKEND GETAWAY



EXTENDED STAY

FTHWHEEL BRAND AND GROWING

MOORN

BY HEARTLAND

A WEEK

365 DAYS A YEAR



OR BUSINESS USE

FULL-TIME LIVING

TRIED AND TRUE...

In today's fast pace environment sometimes we find ourselves wishing things would just slow down and go back to the way things were. The good'ol days when things just simply worked. No internet, no dongles, no WI-FI, Bluetooth, Redtooth or Whitetooth, no connectivity issues or teathering this to that. At Bighorn we're all for technology but not just any technology - we look for and demand technology that's proven itself to be Tried and True...

DON'T BE A GUINEA PIG...



LIFE'S TOO SHORT AND YOUR TIME IS TOO VALUABLE.

- Proven Bighorn laminated construction for maximum insulation coverage, strength and durability.
- Proven Dexter axles and suspension with added gas shocks and G-rated tires for peace of mind.
- Proven Mor-Ryde pin box (optional) to protect your investment.
- Proven Aerodynamic front cap with Tight Turn Technology for added MPG and peace of mind.
- Proven Stackable washer and dryer closets for ease of use and maximum storage potential.
- Proven Power cord reel for ease of use and maximum convenience.
- Proven RVing should be hassle free and fun for everyone.

GUINEA PIG

Computer controlled RV's that depend on connectivity, WI-FI, Bluetooth and a complicated manual to operate.

GAME CHANGERS...



COFFERED CEILINGS



ELITE MEGA TALL SLIDES




POWER CORD REEL



DYSON VAC



POWER HEAT & MASSAGE SEATING



DEXTER AXLES, SUSPENSION AND SHOCKS



16" G-RATED TIRES

WHY LAMINATED CONSTRUCTION?

Strength, Durability and Comfort BEYOND COMPARE!

These three laminated systems bring you the Strongest and Lightest construction available. Combined they also provide unparalleled thermal insulation, noise reduction and long term durability. Protecting your investment is important to HEARTLAND. Laminated construction provides that protection.



Laminated ROOF System

- Seamless Rubber Roof Skin
- Wood Decking
- Block Foam Insulation
- Aluminum Ribs and Perimeter
- Decorative, Textured Ceiling Vinyl

Laminated SIDEWALL System

- Lightweight Aluminum Structure
- Double Welded
- 1½" Thick Block Foam Insulation
- Two Inches Thick Overall
- High Gloss Fiberglass Skin



A 1/8" thin coffee cup can protect your hand from scalding hot coffee - consider the protection Heartland's sidewalls offer featuring 1.5" block foam insulation



Heartland's laminated floor construction easily supported over 1,800 lbs. of water jugs in one spot - resulting in less flex!!



Laminated FLOOR System

- Sturdy Aluminum Framing
- Thick Block Foam Insulation
- Seamless Decking on Top
- Thermo-Board Luan Underneath



ZERO TESTED

COMFORT TESTED:

Heartland 5th wheel construction has been subjected to rigid testing in the famous DOMETIC EXTREME TEMPERATURE testing chamber, where it passed with flying colors! The testing chamber temperature is set to 0° to test the heating system, followed by setting it at 100° to test its cooling ability. With our thick 2" laminated walls, enclosed and heated underbelly and insulated floor, the interior of the Heartland coach remained warm and comfortable throughout the sub-freezing testing and nice and cool during the extreme heat test!



EXCEPTIONAL PERFORMANCE

SEASONAL CONSTRUCTION:

- Heated & Enclosed Underbelly
- Laminated & Insulated Main Floor
- Laminated Bedroom/Bathroom floor
- Laminated Roof
- Laminated Sidewalls
- Insulated Slide Room Floors



YETI PACKAGE OPTION

R38 Radiant Technology Insulation 110 Volt holding tank heating pads Insulated Main water line and 12Volt auto sensing heater line.

- Laminated floor R-38
- Heated, enclosed and insulated underbelly
- Laminated sidewalls R-11
- Laminated roof R-34
- Radiant technology insulated caps R-38
- Insulated slide room floor R-38
- Pex plumbing - tested to -40°C / °F
- Dual pane window option
- Laminated, insulated bath and bedroom deck



INTERIOR & EXTERIOR OPTIONS

INTERIOR

- Electric fireplace (forced option on 3010RE, 3750FL, 3970RD)
- Convection oven
- 32" bedroom TV
- Large (2x2) four door refrigerator
- Three speed, temperature control
- Fan in bathroom with rain sensor
- Booth dinette (N/A 3750FL)
- Queen bed IPO king bed (Queen std on 3160EL)
- Programmable safe
- Power Theater seating (N/A 3010RE) (3750FL standard)
- Deluxe coffered ceiling (N/A 3750FL)
- 22 cu.ft. refrigerator with stainless steel appliances

EXTERIOR

- Ivory high gloss sidewalls with painted caps
- Full body paint
- Six point "Level Up" auto leveling system
- Mor/Ryde hitch
- Slide-topper awnings
- Dual pane framless windows
- Generator prep
- 5.5 Onan generator (ask dealer)
- Electric power cord reel with 33' cord
- Heat pump options (ask dealer for details)
- Yeti extreme weather package
- 11/4" Accessory receiver
- Outdoor entertainment (includes 32" TV, stereo combo and power awning on slideroom)

FULL BODY PAINT



Optional
Sterling Full Body Paint



Optional
Cappuccino Full Body Paint

ELECTRIC POWER CORD REEL



Electric power cord reel means you'll never have to wind that heavy 50-amp cord up by hand again! Wipe the cord with a rag as it retracts never getting your hands wet or dirty.

BIGHORN TOTALLY EQUIPPED AS STANDARD

HAND CRAFTED CABINERY

- Glazed hardwood sedona cabinetry & fascia
- Amish-crafted natural hardwood cabinet doors with hidden hinges and drawers
- All cabinet frames are pre-drilled, and screwed together - not stapled
- Baltic birch drawer construction (Real Wood)
- Deluxe ball-bearing drawer guides
- PATENT PENDING Front Cap and Frame Design
- SPECIALLY Designed and Engineered For SHORT BED TRUCKS, allows for tighter turning radius on short bed, extended cab trucks
- Truly unique aerodynamic profile
- Painted front cap

EXTERIOR

- High gloss sidewalls
- ABS hitch cover
- Entry door overhead light
- Automotive aerodynamic styled rear cap with LED turn lights
- Painted aluminum rear ladder

UNIVERSAL DOCKING CENTER

- 12 volt light
- Exterior shower with hot & cold water
- Black tank flush system hook up
- City water hook-up with high pressure fresh tank fill
- Shielded RG-6 coaxial cable hook-up
- Satellite hook-up (roof or tri-pod)
- Holding tanks pull handles
- Winterization valves

LARGEST EXTERIOR STORAGE IN IT'S CLASS!

- Offering over 140 cubic feet of storage!
- Large insulated slam baggage doors
- Unobstructed pass-through design
- 12V lights
- 1 cable outlet / 110 volt outlet

BEDROOM

- Built-In closet system featuring hanging clothes rods, recessed shelving
- King size bed (N/A 3160 EL)
- Memory foam mattress
- Two windows in slide for better air flow (N/A in 3585RL, 3750FL)
- Tall dresser with four large drawers
- 6' 4" bedroom ceiling height throughout
- Level floor between bath and bedroom
- LED reading lights over bed
- Storage shelves in bed slide room
- Deluxe headboard design
- Pillow package and comforter
- Massive under bed storage
- Pull-out storage drawer in steps
- 32" deep bedroom electric slide rooms (most models)

WALL CONSTRUCTION

- Laminated fiberglass sidewalls
- Double-welded aircraft quality aluminum superstructure cage construction
- Drip rail with down spouts
- Deluxe power exterior awning

STANDARD WINDOW FEATURES

- Frameless dark tinted safety glass windows with UV inhibitor
- Huge panoramic rear bay window
- Huge panoramic windows in dinette
- Ventilation slider side windows

LAMINATED ROOF CONSTRUCTION

- Welded aluminum frame
- Walkable roof decking (3/16")
- One-piece seamless EPDM rubber roof
- Radius metal roof cap

3" LAMINATED FLOOR CONSTRUCTION

- Strong aluminum framing
- Block foam insulation
- 3/8" seamless decking
- Thermo-board luan on the bottom
- R-14 laminated upper deck floor

FRAME & LANDING GEAR

- Strong 12" I-beam frame with rust prohibitive coating (10" on smaller models)
- Hydraulic landing gear jacks (no snap pins required)
- Heavy duty electric rear stabilizer jacks (N/A with six point auto leveling system)

TIRES & AXLES

- Correct Track alignment system
- Heavy-duty G-rated 16" tires
- Aluminum rims
- Spare tire
- E-Z Flex™ suspension system by Dexter with quad shocks - for the smoothest ride around
- 7,000 lb. Dexter axles with Easy-Lube™ hubs (all models)
- 2" x 12" Nev-R-Adjust brakes by Dexter
- Monogrammed ABS fender skirts

UNDERBELLY

- Seamless corrugated underbelly material
- Heated and enclosed underbelly
- Heated and Insulated holding tanks & gate valves
- Flexfoil insulation (R-14)

PLUMBING

- Color-coded Plumb-PLEX™ water lines with 10/25 year warranty
 - Quick and easy winterization system
- ## TANK SIZE & LP GAS SYSTEM
- 67 gallons - fresh water capacity
 - 135 gallons waste water - 90 gal. grey / 45 gal. black
 - (2) 30# LP bottles with auto change over (room for (2) 40# LP bottle option)

POWER

- 80 Amp/12V DC power converter
- 50 Amp detachable marine cord
- Dual battery box (1 battery included)
- 110V exterior electrical receptacles
- Battery disconnect

HEATING & COOLING

- Seamless one piece below floor heat duct
- 42,000 BTU furnace
- Whisper Quiet A/C system - includes dual high output 15,000 BTU A/C units
- Insulated in-roof A/C duct system for maximum efficiency
- Air conditioned stool room

TOTAL INSULATION VALUES

- Walls - R11 *All formaldehyde-free insulation
- Roof - R34
- Slide room floors - radiant insulation R38 equivalent
- Main floor - R38 · upper deck floor - R14

MAIN SLIDE ROOM

- 6' 5" ceiling height (7' 2" on some models)
- Hydraulic operating system
- Selector valves for slide rooms
- Double squeegee seals with one-piece
- Weather-proof floor pan
- 12V LED lights
- Cabinets above sofa
- Hydraulic manual override system

ENTERTAINMENT & CONNECTIONS

- Computer desk station (most models)
- Decorative glass door inserts
- 46" or 55" LED high definition TV (Depends on model)
- Pre-wired for Winegard Trav'ler satellite system
- Residential style receiver with built-in DVD Player, FM radio and Bluetooth™

INTERIOR STANDARDS

- All-in-one master control panel with
- DSI water heater switch, tank level monitors, slide switches and light switches
- "Welcome back light"
- MCD roller shades
- Metal entry handle
- Custom slide out fascia

LIVING ROOM

- Residential swivel glider recliners with power massage
- Upgrade flip & fold sleeper sofa
- 110V ceiling fan with light kit (N/A 3160, 3260)

APPLIANCES AND LIGHTING

- 18 Cu.Ft stainless steel refrigerator
- 3-burner cook top w/oven
- 30" microwave oven over the range
- Boutique pull out sprayer faucet in kitchen
- 12 gal. water heater (gas/electric DSI)

KITCHEN

- Recessed LED lighting
- Real solid surface countertops with pencil nose edge
- Residential resilient flooring
- 24" deep residential sized cabinets
- Toe kicks (most models)
- Residential size, stainless steel kitchen sink with matching solid surface sink covers
- 20" deep residential size drawers
- Custom crafted dinette table and two chairs with built-in storage
- Large, deep pantry
- Three speed, temperature control
- Fan with rain sensor

BATH AREA

- 6' 4" bath/bed ceiling height throughout
- Residential resilient flooring
- Solid surface countertop with undermount sink and matching sink cover
- Large mirrored medicine cabinet
- Linen base cabinet storage

SHOWER

- 1-piece fiberglass mini mega shower (most models)
- Elegant glass shower surround
- Domed skylight over shower

COMMODOE ROOM

- Power roof ventilation
- Dual 12V LED lights with soft lighting lenses
- Porcelain commode w/foot flush

TRIED AND TRUE



Heartland Recreational Vehicles
 1001 All-Pro Drive · Elkhart, IN 46514
 574-262-5992

1 BIGHORN CONNECT KEEP IN TOUCH 24/7



BENEFITS OF PURCHASING YOUR RV LOCALLY:

2 BUY LOCALLY

- You enjoy valuable relationship building with Dealer Representatives, close to your home, who will explain the features and benefits of the product.
- You receive a full product orientation prior to delivery, which includes hands-on directions for many of the coach's systems and functions. You are also introduced to the Dealership's Service/Parts/Warranty personnel who are at the ready to help you with any issues you may encounter, now and in the future.
- You enjoy customer PRIORITY. Dealerships generally service their purchasing customers first - others may experience long delays and miss opportunities to use their RV. What is it worth for you to have a dealership's full attention and motivation to satisfy you when you need service - in a timely manner?
- Valuable TAX dollars and jobs stay in YOUR community which pays for your roads, schools, police and fire departments.

COMMUNITY

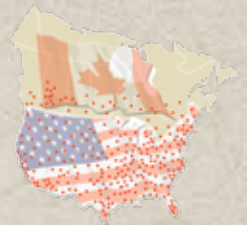
CONVENIENCE

CLOSE TO HOME

3 CUSTOMER SUPPORT

WE'VE GOT YOUR BACK!

Over 40 men and women located in a dedicated facility servicing our customers every day. With a dealer network of over 400 locations across the U.S. and Canada, you're never far from an authorized Heartland dealer.



4 OWNER'S CLUB



www.heartlandowners.org

HEARTLAND PROUDLY PARTNERS WITH THE HIGHEST QUALITY VENDORS in manufacturing our recreational vehicles:



Your Authorized Heartland Dealer:

Product information is as accurate as possible as of the date of publication of this brochure. Due to Heartland's commitment to continuous product improvement - floorplans, materials, components, features, measurements, specifications, options, etc. are subject to change at any time without notice or obligation. In certain conditions some additional equipment may be needed. Photos may show optional equipment or props used for photography purposes only.

Heartland has listed the approximate base weight of the trailer without the option equipment included. Option equipment will impact the weight of the trailer. Please locate the weight sticker attached to the trailer you are considering for the most accurate trailer weight.

Tow Vehicle Caution: Owners of Heartland recreational vehicles are solely responsible for the selection and proper use of tow vehicles. All customers should consult with a motor vehicle manufacturer or their dealer concerning the purchase and use of suitable tow vehicles for Heartland products. Heartland disclaims any liability or damages suffered as a result of the selection, operation, use or misuse of a tow vehicle. Heartland's limited warranty does not cover damage to the recreational vehicle or the tow vehicle as a result of the selection of the tow vehicle.